



## Survey Analysis System

**Accessing results summary** from "Spring 2025 Community Survey, page:  
**School Experience (Forest Glen Elementary)** from Glen Ellyn School District 41.

**Please respond for your experience at Forest Glen Elementary.**

Item	Response	
------	----------	--






### **I feel welcome in my child's school. (n=110)**






Strongly agree (5)	56 50.9%	
Agree (4)	40 36.4%	
Disagree (2)	8 7.3%	
Strongly disagree (1)	3 2.7%	
Don't know/doesn't apply (0)	3 2.7%	
<b>AVG: 4.29 SD: 1</b>		






### **My child feels safe at school. (n=110)**




Strongly agree (5)	52 47.3%	
Agree (4)	46 41.8%	
Disagree (2)	8 7.3%	
Strongly disagree (1)	1 0.9%	
Don't know/doesn't apply (0)	3 2.7%	
<b>AVG: 4.31 SD: 0.88</b>		



### **School facilities are clean and well-kept. (n=111)**






Strongly agree (5)	49	44.1%	
Agree (4)	55	49.5%	
Disagree (2)	4	3.6%	
Strongly disagree (1)	1	0.9%	
Don't know/doesn't apply (0)	2	1.8%	
<b>AVG: 4.35 SD: 0.75</b>			






<b>School staff treat my child with dignity and respect. (n=111)</b>			
Strongly agree (5)	53	47.7%	
Agree (4)	48	43.2%	
Disagree (2)	4	3.6%	
Strongly disagree (1)	3	2.7%	
Don't know/doesn't apply (0)	3	2.7%	
<b>AVG: 4.33 SD: 0.89</b>			






<b>If my child breaks a rule at school, they are treated fairly. (n=111)</b>			
Strongly agree (5)	43	38.7%	
Agree (4)	45	40.5%	
Disagree (2)	4	3.6%	
Strongly disagree (1)	2	1.8%	
Don't know/doesn't apply (0)	17	15.3%	
<b>AVG: 4.31 SD: 0.86</b>			

<b>Most days, my child enjoys going to school. (n=111)</b>			
Strongly agree (5)	44	39.6%	
Agree (4)	57	51.4%	
Disagree (2)	2	1.8%	






Strongly disagree (1)	6	5.4%	
Don't know/doesn't apply (0)	2	1.8%	
<b>AVG: 4.2 SD: 0.97</b>			

<b>Overall, my child is able to handle the emotional challenges of school. (n=111)</b>			
Strongly agree (5)	44	39.6%	
Agree (4)	58	52.3%	
Disagree (2)	4	3.6%	
Strongly disagree (1)	2	1.8%	
Don't know/doesn't apply (0)	3	2.7%	
<b>AVG: 4.28 SD: 0.81</b>			






<b>I am satisfied with our school's efforts to address bullying. (n=111)</b>			
Strongly agree (5)	27	24.3%	
Agree (4)	41	36.9%	
Disagree (2)	13	11.7%	
Strongly disagree (1)	8	7.2%	
Don't know/doesn't apply (0)	22	19.8%	
<b>AVG: 3.74 SD: 1.28</b>			

<b>There is a healthy culture at our school. (n=111)</b>			
Strongly agree (5)	41	36.9%	
Agree (4)	48	43.2%	
Disagree (2)	7	6.3%	
Strongly disagree (1)	6	5.4%	
Don't know/doesn't apply (0)	9	8.1%	
<b>AVG: 4.09 SD: 1.1</b>			






**I'm satisfied with how much my child is learning. (n=110)**

Strongly agree (5)	31	28.2%	
Agree (4)	57	51.8%	
Disagree (2)	16	14.5%	
Strongly disagree (1)	5	4.5%	
Don't know/doesn't apply (0)	1	0.9%	
<b>AVG: 3.85 SD: 1.13</b>			



**My child gets help when they need it. (n=110)**




Strongly agree (5)	39	35.5%	
Agree (4)	49	44.5%	
Disagree (2)	11	10%	
Strongly disagree (1)	6	5.5%	
Don't know/doesn't apply (0)	5	4.5%	
<b>AVG: 3.99 SD: 1.15</b>			






**The school teaches with materials that reflect my family's cultural and racial backgrounds. (n=108)**






Strongly agree (5)	33	30.6%	
Agree (4)	42	38.9%	
Disagree (2)	6	5.6%	
Strongly disagree (1)	3	2.8%	
Don't know/doesn't apply (0)	24	22.2%	
<b>AVG: 4.14 SD: 1</b>			






**I am comfortable contacting the principal. (n=110)**

Strongly agree (5)	50	45.5%	
Agree (4)	43	39.1%	

Disagree (2)	6	5.5%	
Strongly disagree (1)	3	2.7%	
Don't know/doesn't apply (0)	8	7.3%	
<b>AVG: 4.28 SD: 0.96</b>			






<b>District 41 does a good job meeting the needs of Special Education students. (n=110)</b>			
Strongly agree (5)	22	20%	
Agree (4)	22	20%	
Disagree (2)	10	9.1%	
Strongly disagree (1)	3	2.7%	
Don't know/doesn't apply (0)	53	48.2%	
<b>AVG: 3.88 SD: 1.25</b>			

<b>District 41 does a good job meeting the needs of English Language Learners. (n=110)</b>			
Strongly agree (5)	21	19.1%	
Agree (4)	27	24.5%	
Disagree (2)	3	2.7%	
Strongly disagree (1)	2	1.8%	
Don't know/doesn't apply (0)	57	51.8%	
<b>AVG: 4.17 SD: 0.98</b>			

<b>I have at least one school staff member I feel comfortable contacting when I have an idea or concern. (n=110)</b>			
Strongly agree (5)	54	49.1%	
Agree (4)	41	37.3%	
Disagree (2)	8	7.3%	
Strongly disagree (1)	2	1.8%	
Don't know/doesn't apply (0)	5	4.5%	






**AVG: 4.3 SD: 0.95**

**I am updated on how my child is doing at school. (n=110)**

Strongly agree (5)	40 36.4%	
Agree (4)	49 44.5%	
Disagree (2)	16 14.5%	
Strongly disagree (1)	4 3.6%	
Don't know/doesn't apply (0)	1 0.9%	






**AVG: 3.96 SD: 1.14**

**School communication is both timely and transparent. (n=109)**

Strongly agree (5)	43 39.4%	
Agree (4)	48 44%	
Disagree (2)	12 11%	
Strongly disagree (1)	5 4.6%	
Don't know/doesn't apply (0)	1 0.9%	

**AVG: 4.04 SD: 1.13**

**The school provides opportunities for parental involvement. (n=110)**

Strongly agree (5)	47 42.7%	
Agree (4)	52 47.3%	
Disagree (2)	5 4.5%	
Strongly disagree (1)	4 3.6%	
Don't know/doesn't apply (0)	2 1.8%	

**AVG: 4.23 SD: 0.95**