



## Survey Analysis System

**Accessing results summary** from "Spring 2025 Community Survey, page:  
**School Experience (Abraham Lincoln Elementary)** from Glen Ellyn School  
District 41.

**Please respond for your experience at Abraham Lincoln Elementary.**

Item	Response	
------	----------	--





### **I feel welcome in my child's school. (n=93)**






Strongly agree (5)	45 48.4%	
Agree (4)	40 43%	
Disagree (2)	5 5.4%	
Strongly disagree (1)	2 2.2%	
Don't know/doesn't apply (0)	1 1.1%	
<b>AVG: 4.32 SD: 0.9</b>		






### **My child feels safe at school. (n=93)**




Strongly agree (5)	45 48.4%	
Agree (4)	39 41.9%	
Disagree (2)	6 6.5%	
Strongly disagree (1)	2 2.2%	
Don't know/doesn't apply (0)	1 1.1%	
<b>AVG: 4.29 SD: 0.93</b>		



### **School facilities are clean and well-kept. (n=93)**






Strongly agree (5)	44	47.3%	
Agree (4)	38	40.9%	
Disagree (2)	6	6.5%	
Strongly disagree (1)	5	5.4%	
Don't know/doesn't apply (0)	0	0%	
<b>AVG: 4.18 SD: 1.09</b>			






<b>School staff treat my child with dignity and respect. (n=93)</b>			
Strongly agree (5)	43	46.2%	
Agree (4)	41	44.1%	
Disagree (2)	4	4.3%	
Strongly disagree (1)	2	2.2%	
Don't know/doesn't apply (0)	3	3.2%	
<b>AVG: 4.32 SD: 0.87</b>			






<b>If my child breaks a rule at school, they are treated fairly. (n=93)</b>			
Strongly agree (5)	32	34.4%	
Agree (4)	41	44.1%	
Disagree (2)	6	6.5%	
Strongly disagree (1)	3	3.2%	
Don't know/doesn't apply (0)	11	11.8%	
<b>AVG: 4.13 SD: 1</b>			

<b>Most days, my child enjoys going to school. (n=93)</b>			
Strongly agree (5)	28	30.1%	
Agree (4)	51	54.8%	
Disagree (2)	10	10.8%	






Strongly disagree (1)	2	2.2%	
Don't know/doesn't apply (0)	2	2.2%	
<b>AVG: 4.02 SD: 0.98</b>			

<b>Overall, my child is able to handle the emotional challenges of school. (n=93)</b>			
Strongly agree (5)	24	25.8%	
Agree (4)	60	64.5%	
Disagree (2)	6	6.5%	
Strongly disagree (1)	1	1.1%	
Don't know/doesn't apply (0)	2	2.2%	
<b>AVG: 4.1 SD: 0.79</b>			






<b>I am satisfied with our school's efforts to address bullying. (n=93)</b>			
Strongly agree (5)	19	20.4%	
Agree (4)	37	39.8%	
Disagree (2)	16	17.2%	
Strongly disagree (1)	8	8.6%	
Don't know/doesn't apply (0)	13	14%	
<b>AVG: 3.54 SD: 1.32</b>			

<b>There is a healthy culture at our school. (n=93)</b>			
Strongly agree (5)	23	24.7%	
Agree (4)	56	60.2%	
Disagree (2)	3	3.2%	
Strongly disagree (1)	7	7.5%	
Don't know/doesn't apply (0)	4	4.3%	
<b>AVG: 3.96 SD: 1.05</b>			






**I'm satisfied with how much my child is learning. (n=93)**

Strongly agree (5)	19	20.4%	
Agree (4)	37	39.8%	
Disagree (2)	26	28%	
Strongly disagree (1)	8	8.6%	
Don't know/doesn't apply (0)	3	3.2%	
<b>AVG: 3.37 SD: 1.34</b>			



**My child gets help when they need it. (n=93)**




Strongly agree (5)	23	24.7%	
Agree (4)	45	48.4%	
Disagree (2)	13	14%	
Strongly disagree (1)	4	4.3%	
Don't know/doesn't apply (0)	8	8.6%	
<b>AVG: 3.82 SD: 1.14</b>			






**The school teaches with materials that reflect my family's cultural and racial backgrounds. (n=93)**





Strongly agree (5)	18	19.4%	
Agree (4)	45	48.4%	
Disagree (2)	6	6.5%	
Strongly disagree (1)	1	1.1%	
Don't know/doesn't apply (0)	23	24.7%	
<b>AVG: 4.04 SD: 0.86</b>			






**I am comfortable contacting the principal. (n=93)**

Strongly agree (5)	42	45.2%	
Agree (4)	42	45.2%	

Disagree (2)	1	1.1%	
Strongly disagree (1)	3	3.2%	
Don't know/doesn't apply (0)	5	5.4%	
<b>AVG: 4.35 SD: 0.84</b>			






<b>District 41 does a good job meeting the needs of Special Education students. (n=93)</b>			
Strongly agree (5)	10	10.8%	
Agree (4)	18	19.4%	
Disagree (2)	12	12.9%	
Strongly disagree (1)	7	7.5%	
Don't know/doesn't apply (0)	46	49.5%	
<b>AVG: 3.26 SD: 1.44</b>			

<b>District 41 does a good job meeting the needs of English Language Learners. (n=93)</b>			
Strongly agree (5)	14	15.1%	
Agree (4)	18	19.4%	
Disagree (2)	4	4.3%	
Strongly disagree (1)	0	0%	
Don't know/doesn't apply (0)	57	61.3%	
<b>AVG: 4.17 SD: 0.91</b>			

<b>I have at least one school staff member I feel comfortable contacting when I have an idea or concern. (n=93)</b>			
Strongly agree (5)	33	35.5%	
Agree (4)	45	48.4%	
Disagree (2)	5	5.4%	
Strongly disagree (1)	1	1.1%	
Don't know/doesn't apply (0)	9	9.7%	






**AVG: 4.24 SD: 0.83**

**I am updated on how my child is doing at school. (n=93)**

Strongly agree (5)	20 21.5%	
Agree (4)	42 45.2%	
Disagree (2)	23 24.7%	
Strongly disagree (1)	6 6.5%	
Don't know/doesn't apply (0)	2 2.2%	






**AVG: 3.52 SD: 1.27**

**School communication is both timely and transparent. (n=93)**

Strongly agree (5)	23 24.7%	
Agree (4)	47 50.5%	
Disagree (2)	14 15.1%	
Strongly disagree (1)	4 4.3%	
Don't know/doesn't apply (0)	5 5.4%	

**AVG: 3.81 SD: 1.13**

**The school provides opportunities for parental involvement. (n=93)**

Strongly agree (5)	30 32.3%	
Agree (4)	52 55.9%	
Disagree (2)	7 7.5%	
Strongly disagree (1)	1 1.1%	
Don't know/doesn't apply (0)	3 3.2%	

**AVG: 4.14 SD: 0.86**